

# Can You Service Vehicles With TPMS?

*There are over 40 million vehicles currently equipped with Tire Pressure Monitoring Systems (TPMS), and today all new vehicles sold in the US are required to have this system. TPMS equipped vehicles require special tools to perform routine tire rotation/replacement and related services. Specifically, a tool kit that provides the capability to test wheel sensors and "reset" the TPMS are required.*

## **The OTC TPMS Kit is the Total Solution!**

- » TPM tool software and manuals cover current available model year and are easily updated.
- » Easy-to-follow tool menu and graphics clearly show test options, procedures and on-screen directions.
- » Auto Scan feature provides a "one button" activation mode which automatically scans for TPMS sensor communication.
- » Diagnostics uses a make-year-model input which automatically selects the proper sensor communication.
- » Auto Scan and Diagnostics are useful for pre-testing sensors for proper functionality prior to service.
- » Reset Procedure graphically guides the user through the complete procedure, including references to the reset guide.
- » Sensor info may be saved and printed with optional printer.
- » Reset manuals include critical and comprehensive vehicle set up and reset procedure, along with system descriptions and specifications.
- » Tool software provides English, Spanish, and French options.
- » Optional battery stick and charging cradle offers extended battery life and eliminates need to change batteries.
- » 3-year Warranty.



**TPMS**  
Servicing Vehicles with Tire Pressure Monitoring Systems

now covers  
**2010**  
model years

**OTC**

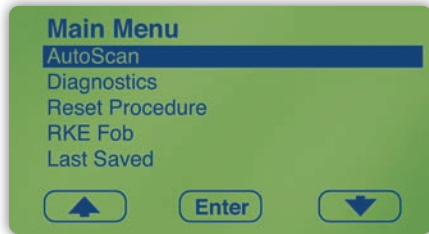
800.533.6127

[www.otctools.com](http://www.otctools.com)

**SPX**  
SERVICE SOLUTIONS

## The OTC TPMS Kit is the Total Solution

The OTC Tire Pressure Monitor Tool Kit is a complete universal kit providing the tools and information necessary to test wheel sensors and reset TPMS. The Tire Pressure Monitor tool features easy menus, graphics, and directions that help to guide you. The software has the options to Auto Scan or Diagnostics to analyze the wheel sensors. A complete Reset Procedure is also included in the software to walk the user through the complete process. The manual contains the critical reset procedure references along with all the system information including torque specifications. Using the TPM tool in conjunction with the reset manual provides the essential combination for servicing TPMS. The TPM Tool's main function is to activate the tire sensors in a Direct TPMS. There are a couple different situations that sensors require activation, and in most cases, reading the transmitted data. These are covered in the TPM Tool software under the following features:



### Auto Scan

The Auto Scan features provides the capability to walk up to any TPM equipped vehicle and activate the sensor with the push of a button. This function searches through all the communication protocols until the sensor is activated. After activation, the sensor transmits information which is displayed on the screen.

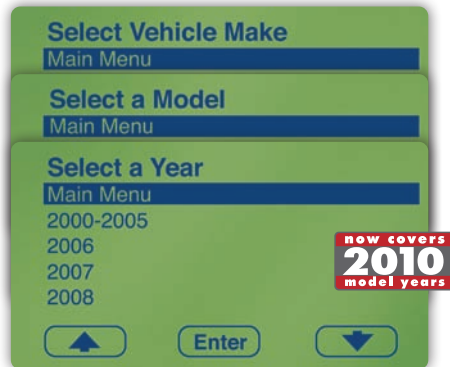


Kit covers both Direct and Indirect TPMS systems.

## Diagnostics

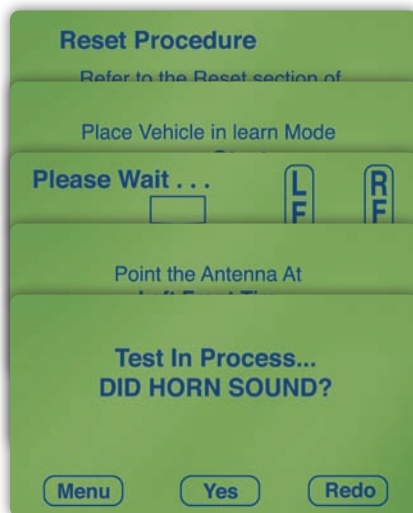
The Diagnostic feature allows for quick check of sensor via the Make-Year-Model entry system. Selection of the specific vehicle eliminates the search time of proper protocol. Transmitted sensor information is displayed when available.

Like the Auto Scan feature, this is a powerful feature that allows the technician to validate that all the sensors are functional before any work is started on the wheels/tires.



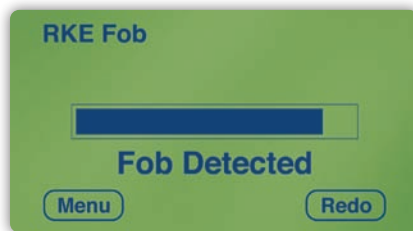
### Reset Procedure

The Reset Procedure is the key function that "resets" or "relearns" the tire locations and will turn off the dash light. This function is accessed via the vehicle entry and graphically walks the user through all the necessary steps to complete the reset procedure. This software feature contains references to the reset manuals supplied with the tool.



### Remote Keyless Entry (RKE) Fob Test

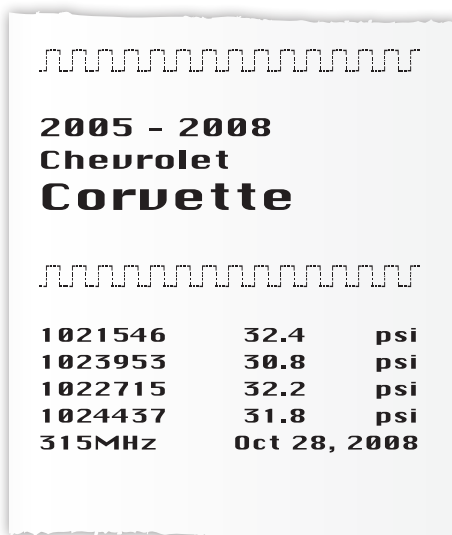
The Remote Keyless Entry feature allows for the testing of RF transmitting devices such as RKE fobs, garage door openers, and tire sensors. In this mode, the screen displays the signal strength and "Fob Detected" is prompted. This feature is perfect for determining signal strength representing battery status of RF devices.



### Last Saved Data and Printing

Last Saved is available once the Auto Scan or Diagnostics feature has activated a sensor and the received information was saved. Selecting Save from the Activation screen saves the sensor information and allows the current date to be entered. The sensor information, date and vehicle application are all saved under the Last Saved function. From this location the saved data can be printed via the optional printer.

This printout can then be shared with the customer in cases one or more of the sensors are not functional. This provides improved customer satisfaction and limits service liability.



### Reset Manual

The Reset Manual is a key part of the reset procedure in that it provides the instruction to put the vehicle in "Learn Mode", which is a required step in a typical reset procedure. Without this instruction, the technician cannot effectively reset the system, thus the importance of having this information readily available.

The Quick Reference manual covers both Direct and Indirect systems and contains the following topics:

- » TPMS Description
- » Reset Requirements
- » Torque Specifications
- » Reset Procedures

The Quick Reference manual provides the key information for placing the vehicle in Learn Mode and completing the Reset Procedure.

Year	Reset	Reset Requirements, Reset Procedures
2007	Direct	...
2007	Indirect	...
2008	Direct	...
2008	Indirect	...



3833B10

**2010 Tire Pressure Monitor Base Kits**

Includes a TPM tool with latest software subscription, activation magnet, quick start guide, reset procedure manuals, update cable, CD training video, three C batteries, backup software CD, and a blow molded case. Base kit comes with both the CD and printed reset manual formats.

Also includes the Tire Pressure Reset Tool for Nissan. This tool is designed to extinguish the Tire Pressure Warning Light on 2003 and newer Nissan vehicles with TPM Reset Connector.

**No. 3833B10** – Tire pressure monitor base kit, with Quick Reference manuals and CD manual.



3833M10

**2010 Tire Pressure Monitor Master Kits**

Includes a TPM tool with latest software subscription, activation magnet, quick start guide, reset procedure manuals, update cable, CD training video, 6 nM Hi rechargeable batteries and recharging station, backup software CD, digital tire pressure gauge, 4-way valve tool, valve core torque driver, laminated application flip chart, service procedure flowchart poster, consumer poster, and a blow molded case. Master kit comes with both the CD and printed reset manual formats.

Also includes TPM Electronic Torque Wrench.

- 12–120 in.-lb. ± 2% accuracy.
- Torque set quickly with unique slide bar on the scale.
- Indexing head allows for use straight (screwdriver position) to spin nut down quickly.
- Torque limit LED flashes with audible beep.
- 1/4" Drive 11mm Deep Chrome Socket.
- 1/4" Drive 12mm Deep Chrome Socket.

**No. 3833M10** – Tire pressure monitor master kit, with Quick Reference manuals and CD.



3833-50

**Tire Pressure Monitor 2010 Software Update Kit**

Includes 2010 software subscription CD, 2010 reset manual supplement.

**No. 3833-50** 2010 Tire pressure monitor software update kit.



3833-9

**2010 Tire Pressure Monitor Master Update Kit**

Includes material to turn a Tire Pressure Monitor Base Kit into a Master Kit (ex; 3833QR to a 3833TQR). Includes latest reset procedure manual supplement, latest software CD subscription, update cable, CD training video, 6 nM Hi rechargeable batteries and recharging station, digital tire pressure gauge, 4-way valve tool, valve core torque driver, laminated application flip chart, service procedure flowchart poster, and consumer poster.

**No. 3833-9** 2010 Tire pressure monitor master update kit.

**Tire Pressure Reset Tool for Nissan**

This tool is designed to extinguish the Tire Pressure Warning Light on 2003 and newer Nissan vehicles with TPM Reset Connector. The connector end of the cable mates to the vehicle connector found behind the DLC connector under the dash. The alligator clip is clipped onto the metal bracket that holds the DLC connector. Once connected and the ignition is turned on, the tool trigger is pressed 5 times within 10 seconds causing the warning light to start flashing. With the tool disconnected, the vehicle can be started and driven over 30 mph until the light stops flashing, which completes the procedure. Graphic step-by-step instruction sheet and application chart included in the kit.



3831

**No. 3831** Tire pressure reset tool for Nissan.

**Battery Power Option**

The new internal battery stick and charging cradle for the OTC TPM allows the unit to be placed in the cradle when not in use, allowing for the unit to always be charged. This also eliminates the need to replace batteries.



3833-13

**No. 3833-13** Internal battery stick and charging cradle for OTC TPM.



3833-7

3833-12

3833-14

3833-15

3833-16

3833-17

3833-25

Part No.	Description	Part No.	Description	Part No.	Description	Part No.	Description
3833-3	Comp. Manual on CD	3833-12	Printer & Adapter	3833-19	Procedure Poster	CDTPMS0506	Training Video
3833-4	Magnet	3833-13	Rech Batt Stick & Cradle	3833-20	Consumer Poster	3833-QR05	2005 Reference Manual
3833-5	Quick Ref Manual Set	3833-14	Rech "C" Batt & Charger	3833-22	11 mm Socket	3833-QR06	2006 Reference Manual
3833-7	Software Update Cable	3833-15	Digital Tire Gauge	3833-23	12 mm Socket	3833-QR07	2007 Reference Manual
3833-8	Serial to USB Adapter	3833-16	Valve Nut Tool	3833-24	T-10 Torque Driver	3833-QR08	2008 Reference Manual
3833-9	"T" Update Kit	3833-17	Valve Core Driver	3833-25	Electronic Torque Wrench	3833-QR09	2009 Reference Manual
		3833-18	Quick Spec Flip Chart	3833-50	2009 Update Kit	3833-QR10	2010 Reference Manual

# Your Full Coverage TPMS Solution

## Diagnostics • Reset • Relearn • Register



DB25 wireless adapter

### Unleash the full scan power of your Genisys® for servicing TPMS systems with the OTC's Tire Pressure Reset (TPR) activation and reset tool.

#### The OTC's TPR is a fast and simple to use stand alone TPMS activation tool

- Works on all known TPMS sensors through 2009.
- Bright graphic display and simple navigation buttons enable vehicle selection for fast activation.
- Automatically adjusts activation output power to eliminate cross activation of near sensors.
- Easily Updated with a wireless connection to the Genisys scan tool when new software is installed on the Genisys.

#### Combine TPR activation with the power of Genisys scan

- Compatible with the entire Genisys family of scan tools.
- Register new sensor ID's on Asian vehicles.
- Use the TPR to activate and decode sensor ID's and transmit them to the Genisys wirelessly.
- Bluetooth wireless communication adapter included.
- Quick reference reset procedures can be quickly accessed on the Genisys.



#### Tire Pressure Monitoring System Reset Tool

Includes: TPR handheld, DB25 wireless adapter, carry case registration card, user manual for TPR and Genisys interface.

**No. 3834** – Tire pressure monitoring system reset tool.



#### Tire Pressure Monitoring System Accessory Kit

Includes: Activation magnet, valve stem torque wrench, valve nut torque wrench, digital tire pressure gauge, TPMS Poster, TPMS flip charts, 11mm socket, 12mm socket, and torque tool.

**No. 3836** – Tire pressure monitoring system accessory kit.



#### Tire Pressure Monitoring System Reset Tool Master Kit

Includes: TPR handheld, DB25 wireless adapter, carry case, registration card, user manual for TPR, and Genisys interface, activation magnet, valve stem torque wrench, valve nut torque wrench, digital tire pressure gauge, TPMS Poster, TPMS flip charts, 11mm socket, 12mm socket, and torque tool.

**No. 3835** – Tire pressure monitoring system reset tool master kit.

**Important Note:** Your Genisys requires System 4.0 for TPR communication.

10-02 ©2010 SPX. All rights reserved. Because of ongoing product improvements, we reserve the right to change design, materials, and specifications without notice. Certain kits may require additional cables or adapters. Product shipped may differ from photo(s) shown.



800.533.6127

www.otctools.com

